


# 2025 MIAC Men's Hockey Playoffs

February 26th - March 8th, 2025



High-Seed Host

## Championship Schedule

Wednesday, February 26, 2025

FINAL		
	Concordia College	4
	Saint John's University	3
<a href="#">Box Score</a> <a href="#">Recap</a>		
saintjohns: <a href="#">Early Deficit Too Much for SJU Hockey in Quarterfinal Loss, 4-3</a>		

Saturday, March 1, 2025

FINAL		
	Concordia College	2
	Gustavus Adolphus College	6
<a href="#">Box Score</a> <a href="#">Recap</a>		
gustavusadolphus: <a href="#">Men's Hockey Advances to MIAC Playoff Championship, Tops Concordia 6-2</a>		

FINAL		
	St. Olaf College	3
	Bethel University	1
<a href="#">Box Score</a> <a href="#">Recap</a> <a href="#">Fan Information</a>		
saintolaf: <a href="#">Men's hockey gets back to MIAC title game with third-period rally at Bethel</a>		
bethel: <a href="#">St. Olaf Ends Royals Season in MIAC Semifinals, 3-1</a>		

Saturday, March 8, 2025

FINAL		
	St. Olaf College	1
	Gustavus Adolphus College	2
<a href="#">Box Score</a> <a href="#">Recap</a>		
saintolaf: <a href="#">Men's hockey edged, 2-1, by Gustavus in MIAC Playoff title game</a>		
gustavusadolphus: <a href="#">Men's Hockey Wins MIAC Playoff Title 2-1 Over St. Olaf</a>		

## Tentative Schedule

Quarterfinals | Wednesday, Feb. 26, 2025  
No. 5 Concordia 4, No. 4 Saint John's 3 | [Box Score](#) |

Semifinals | Saturday, Mar. 1, 2025  
No. 1 Gustavus 6, No. 5 Concordia 2 | [Box Score](#) |  
No. 3 St. Olaf 3, No. 2 Bethel 1 | [Box Score](#) |

Championship | Saturday, Mar. 8, 2025  
No. 1 Gustavus 2, No. 3 St. Olaf 1 | [Box Score](#) |

## Ticket Prices

**MIAC Admission**

\$12 - General Admission

\$3 - Students with ID

Free - Children 5 and under

\* *MIAC passes accepted*

**Tickets for the quarterfinal and set semifinal game will go on sale Sunday morning at 10:00 a.m. Tickets for the No. 4/5 at No. 1 semifinal game will go on sale at 10 a.m. Thursday morning.**

---

## Tiebreakers

1 - Head-to-Head (Points earned in head-to-head regular season conference series)

For multiple-team ties: Points earned in regular season conference series among all tied teams.

2 - Regulation Wins

3 - Regulation + Overtime Wins

4 - Regulation + Overtime + Shootout Wins

5 - Wins vs Top 4 in final standings (expanded to include any ties in final standings)

6 - Results vs Rank Order (if teams are tied in standings, they should be compared together)

7 - Goal Differential in games between tied teams only

8 - Goal Differential in games vs teams above tied teams in standings

9 - Goal Differential in all conference games

10 - Random Draw

^Rank order comparison: When arriving at another pair of tied teams while comparing records, use each team's record against the collective tied teams as a group (prior to their own tie-breaking procedure), rather than the performance against the individual tied teams. (Example: Team A and Team B tie for fourth place. Team C and Team D tie for second place. The Team C-D tiebreaker is settled first using tiebreaker criteria. If the Team A-B tiebreaker reaches the second-place team(s) in Criteria No. 3, Team A and Bs record will be compared collectively against Teams C and D, not individually against the winner of the C-D tiebreaker first.